

**BOURNS®**

### Features

- Four types available
- High rated current for high current circuits
- Available in E12 series

### Applications

- Power supplies
- DC/DC converters
- General use

## RLB Series Radial Inductors

### General Specifications

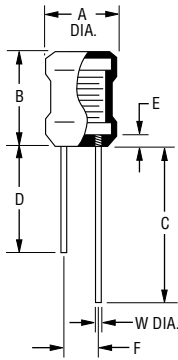
Temperature Rise .....20°C max. at rated current  
 Operating Temperature .....-20°C to +80°C  
 Storage Temperature .....-25°C to +85°C

### Materials

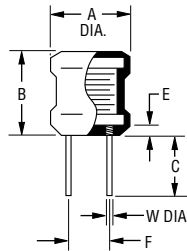
Core Material .....Ferrite DR core  
 Wire .....Enamelled copper wire  
 Lead .....Tinned copper wire  
 Tube .....Shrinkable tube 125°C, 600V

### Product Dimensions

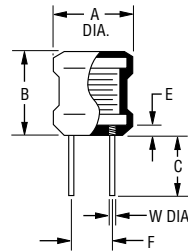
RLB0608, RLB0812, RLB1014,  
RLB0712, RLB0914 Series



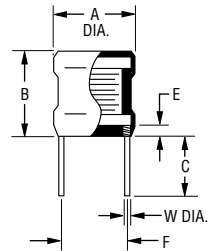
RLB0912 Series



RLB1314-680K  
thru RLB1314-153K



RLB1314-3R3M  
thru RLB1314-470K



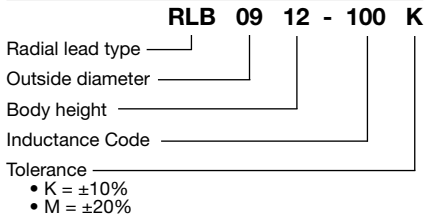
Series	A	B	C	D	E	F	W (DIA.)	Inductance Range
RLB0608	$\frac{5.0 \pm 0.5}{(.197 \pm .020)}$	$\frac{6.5 +1.0/-0.5}{(.256 +.039/- .020)}$	$\frac{28.0 \pm 5.0}{(1.102 \pm .197)}$	$\frac{20.0 \pm 5.0}{(.787 \pm .197)}$	$\frac{2.5 + 0}{(.098 + 0)}$	$\frac{2.0 \pm 0.5}{(.079 \pm .020)}$	$\frac{0.50}{(.020)}$	1.0μH — 1000μH
RLB0812	$\frac{6.7 \pm 0.5}{(.264 \pm .020)}$	$\frac{10.0 \pm 1.0}{(.394 \pm .039)}$	$\frac{25.0 \pm 5.0}{(.984 \pm .197)}$	$\frac{18.0 \pm 5.0}{(.709 \pm .197)}$	$\frac{2.5 + 0}{(.098 + 0)}$	$\frac{3.0 \pm 0.5}{(.118 \pm .020)}$	$\frac{0.65}{(.026)}$	47μH — 47mH
RLB1014	$\frac{8.7 \pm 0.5}{(.343 \pm .020)}$	$\frac{12.0 \pm 1.0}{(.472 \pm .039)}$	$\frac{25.0 \pm 5.0}{(.984 \pm .197)}$	$\frac{18.0 \pm 5.0}{(.709 \pm .197)}$	$\frac{2.5 + 0}{(.098 + 0)}$	$\frac{5.0 \pm 0.8}{(.197 \pm .031)}$	$\frac{0.65}{(.026)}$	100μH — 82mH
RLB0712	$\frac{6.7 \pm 0.5}{(.264 \pm .020)}$	$\frac{10.0 \pm 1.0}{(.394 \pm .039)}$	$\frac{25.0 \pm 5.0}{(.984 \pm .197)}$	$\frac{18.0 \pm 5.0}{(.709 \pm .197)}$	$\frac{2.5 + 0}{(.098 + 0)}$	$\frac{3.0 \pm 0.5}{(.118 \pm .020)}$	$\frac{0.65}{(.026)}$	10μH — 560μH
RLB0912	$\frac{8.7 \pm 0.5}{(.343 \pm .020)}$	$\frac{10.0 \pm 1.0}{(.394 \pm .039)}$	$\frac{5.0 \pm 1.0}{(.197 \pm .039)}$	—	$\frac{2.5 + 0}{(.098 + 0)}$	$\frac{5.0 \pm 0.8}{(.197 \pm .031)}$	$\frac{0.65}{(.026)}$	1.5μH — 1000μH
RLB0914	$\frac{8.7 \pm 0.5}{(.343 \pm .020)}$	$\frac{12.0 \pm 1.0}{(.472 \pm .039)}$	$\frac{25.0 \pm 5.0}{(.984 \pm .197)}$	$\frac{18.0 \pm 5.0}{(.709 \pm .197)}$	$\frac{2.5 + 0}{(.098 + 0)}$	$\frac{5.0 \pm 0.8}{(.197 \pm .031)}$	$\frac{0.65}{(.026)}$	3.3μH — 1000μH
RLB1314	$\frac{11.7 \pm 0.8}{(.461 \pm .031)}$	$\frac{12.0 \pm 1.0}{(.472 \pm .039)}$	$\frac{15.0 \pm 5.0}{(.591 \pm .197)}$	—	$\frac{2.5 + 0}{(.098 + 0)}$	$\frac{9.0 \pm 1.0}{(.354 \pm .039)}$	Per Specs.	3.3μH — 47μH
	$\frac{11.7 \pm 0.8}{(.461 \pm .031)}$	$\frac{12.0 \pm 1.0}{(.472 \pm .039)}$	$\frac{15.0 \pm 5.0}{(.591 \pm .197)}$	—	$\frac{2.5 + 0}{(.098 + 0)}$	$\frac{7.0 \pm 0.8}{(.276 \pm .031)}$	$\frac{0.80}{(.031)}$	68μH — 15mH

DIMENSIONS ARE:  $\frac{\text{MM}}{\text{(INCHES)}}$

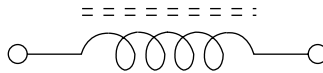
# RLB Series Radial Inductors

**BOURNS®**

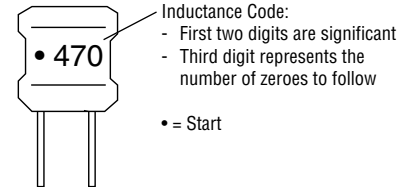
## How to Order



## Electrical Schematic



## Typical Part Marking



## RLB0608 Series Electrical Characteristics

BOURNS Part No.	Inductance ( $\mu\text{H}$ )	Q min.	Test freq. (MHz)		SRF (MHz) min.	RDC ( $\Omega$ ) max.	IDC (mA) max.
			L	Q			
RLB0608-1R0M	1.0 $\pm$ 20%	60	7.96		105.0	0.10	1030
RLB0608-1R2M	1.2 $\pm$ 20%	60	7.96		90.0	0.15	980
RLB0608-1R5M	1.5 $\pm$ 20%	60	7.96		75.0	0.20	920
RLB0608-1R8M	1.8 $\pm$ 20%	60	7.96		70.0	0.22	880
RLB0608-2R2M	2.2 $\pm$ 20%	60	7.96		65.0	0.24	830
RLB0608-2R7M	2.7 $\pm$ 20%	60	7.96		60.0	0.27	790
RLB0608-3R3M	3.3 $\pm$ 20%	60	7.96		50.0	0.30	750
RLB0608-3R9M	3.9 $\pm$ 20%	60	7.96		45.0	0.30	720
RLB0608-4R7M	4.7 $\pm$ 20%	60	7.96		40.0	0.35	670
RLB0608-5R6K	5.6 $\pm$ 10%	60	7.96		35.0	0.35	640
RLB0608-6R8K	6.8 $\pm$ 10%	60	7.96		30.0	0.40	620
RLB0608-8R2K	8.2 $\pm$ 10%	60	7.96		25.0	0.40	590
RLB0608-100K	10.0 $\pm$ 10%	60	2.52		20.0	0.45	550
RLB0608-120K	12.0 $\pm$ 10%	60	2.52		15.0	0.50	530
RLB0608-150K	15.0 $\pm$ 10%	60	2.52		13.0	0.55	500
RLB0608-180K	18.0 $\pm$ 10%	60	2.52		11.0	0.60	480
RLB0608-220K	22.0 $\pm$ 10%	60	2.52		10.0	0.65	460
RLB0608-270K	27.0 $\pm$ 10%	50	2.52		9.0	0.75	430
RLB0608-330K	33.0 $\pm$ 10%	50	2.52		8.0	0.85	410
RLB0608-390K	39.0 $\pm$ 10%	50	2.52		7.5	0.90	390
RLB0608-470K	47.0 $\pm$ 10%	50	2.52		7.0	1.00	370
RLB0608-560K	56.0 $\pm$ 10%	50	2.52		6.5	1.20	350
RLB0608-680K	68.0 $\pm$ 10%	50	2.52		6.0	1.30	340
RLB0608-820K	82.0 $\pm$ 10%	50	2.52		5.5	1.50	320
RLB0608-101K	100.0 $\pm$ 10%	50	0.796		5.0	1.70	305
RLB0608-121K	120.0 $\pm$ 10%	50	0.796		4.8	1.90	290
RLB0608-151K	150.0 $\pm$ 10%	50	0.796		4.4	2.10	275
RLB0608-181K	180.0 $\pm$ 10%	50	0.796		4.2	2.30	235
RLB0608-221K	220.0 $\pm$ 10%	45	0.796		3.8	2.50	200
RLB0608-271K	270.0 $\pm$ 10%	45	0.796		3.6	2.75	180
RLB0608-331K	330.0 $\pm$ 10%	45	0.796		3.3	4.68	165
RLB0608-391K	390.0 $\pm$ 10%	45	0.796		3.0	6.00	150
RLB0608-471K	470.0 $\pm$ 10%	55	0.796		2.8	6.50	140
RLB0608-561K	560.0 $\pm$ 10%	55	0.796		2.4	8.50	135
RLB0608-681K	680.0 $\pm$ 10%	55	0.796		2.2	9.00	125
RLB0608-821K	820.0 $\pm$ 10%	55	0.796		2.0	9.60	120
RLB0608-102K	1000.0 $\pm$ 10%	55	0.252		1.8	11.50	100

Packaging: 500 pieces per bag

## RLB0812 Series Electrical Characteristics

BOURNS Part No.	Inductance ( $\mu$ H)	Q min.	Test freq. (MHz)		SRF (MHz) min.	RDC ( $\Omega$ ) max.	IDC (mA) max.
			L	Q			
RLB0812-470K	47 $\pm$ 10%	30	2.52		6.00	0.40	450
RLB0812-560K	56 $\pm$ 10%	30	2.52		5.50	0.45	400
RLB0812-680K	68 $\pm$ 10%	30	2.52		5.00	0.50	360
RLB0812-820K	82 $\pm$ 10%	30	2.52		4.50	0.50	340
RLB0812-101K	100 $\pm$ 10%	45	0.796		4.20	0.60	320
RLB0812-121K	120 $\pm$ 10%	45	0.796		3.60	0.70	300
RLB0812-151K	150 $\pm$ 10%	45	0.796		3.40	0.90	280
RLB0812-181K	180 $\pm$ 10%	45	0.796		3.20	1.00	260
RLB0812-221K	220 $\pm$ 10%	45	0.796		3.00	1.20	240
RLB0812-271K	270 $\pm$ 10%	45	0.796		2.80	1.40	220
RLB0812-331K	330 $\pm$ 10%	45	0.796		2.50	1.60	200
RLB0812-391K	390 $\pm$ 10%	45	0.796		2.30	1.80	180
RLB0812-471K	470 $\pm$ 10%	45	0.796		2.20	2.00	160
RLB0812-561K	560 $\pm$ 10%	45	0.796		2.00	2.50	150
RLB0812-681K	680 $\pm$ 10%	45	0.796		1.70	2.90	140
RLB0812-821K	820 $\pm$ 10%	45	0.796		1.50	3.10	130
RLB0812-102K	1000 $\pm$ 10%	45	0.252		1.40	3.90	120
RLB0812-122K	1200 $\pm$ 10%	60	0.252		1.10	4.40	110
RLB0812-152K	1500 $\pm$ 10%	60	0.252		0.90	6.00	100
RLB0812-182K	1800 $\pm$ 10%	60	0.252		0.80	7.00	90
RLB0812-222K	2200 $\pm$ 10%	60	0.252		0.75	8.00	80
RLB0812-272K	2700 $\pm$ 10%	60	0.252		0.70	9.00	70
RLB0812-332K	3300 $\pm$ 10%	60	0.252		0.60	12.00	60
RLB0812-392K	3900 $\pm$ 10%	60	0.252		0.55	14.00	55
RLB0812-472K	4700 $\pm$ 10%	60	0.252		0.50	16.00	50
RLB0812-562K	5600 $\pm$ 10%	60	0.252		0.48	18.00	45
RLB0812-682K	6800 $\pm$ 10%	60	0.252		0.44	24.00	40
RLB0812-822K	8200 $\pm$ 10%	60	0.252		0.40	30.00	36
RLB0812-103K	10000 $\pm$ 10%	60	0.0796		0.36	39.00	34
RLB0812-123K	12000 $\pm$ 10%	60	0.0796		0.32	46.00	32
RLB0812-153K	15000 $\pm$ 10%	60	0.0796		0.30	54.00	30
RLB0812-183K	18000 $\pm$ 10%	60	0.0796		0.28	76.00	27
RLB0812-223K	22000 $\pm$ 10%	60	0.0796		0.24	92.00	25
RLB0812-273K	27000 $\pm$ 10%	60	0.0796		0.20	102.00	22
RLB0812-333K	33000 $\pm$ 10%	60	0.0796		0.16	140.00	20
RLB0812-393K	39000 $\pm$ 10%	60	0.0796		0.13	150.00	18
RLB0812-473K	47000 $\pm$ 10%	60	0.0796		0.10	162.00	16

Packaging: 400 pieces per bag

# RLB Series Radial Inductors



## RLB1014 Series Electrical Characteristics

BOURNS Part No.	Inductance ( $\mu$ H)	Q min.	Test freq. (KHz)		SRF (MHz) min.	RDC ( $\Omega$ ) max.	IDC (mA) max.
			L	Q			
RLB1014-101K	100 $\pm$ 10%	45	796.0		3.20	0.85	350
RLB1014-121K	120 $\pm$ 10%	45	796.0		3.00	0.95	330
RLB1014-151K	150 $\pm$ 10%	45	796.0		2.80	1.05	310
RLB1014-181K	180 $\pm$ 10%	45	796.0		2.50	1.15	300
RLB1014-221K	220 $\pm$ 10%	40	796.0		2.10	1.30	280
RLB1014-271K	270 $\pm$ 10%	40	796.0		2.00	1.50	260
RLB1014-331K	330 $\pm$ 10%	40	796.0		1.95	1.70	240
RLB1014-391K	390 $\pm$ 10%	40	796.0		1.85	1.85	230
RLB1014-471K	470 $\pm$ 10%	35	796.0		1.55	2.30	210
RLB1014-561K	560 $\pm$ 10%	35	796.0		1.30	2.55	200
RLB1014-681K	680 $\pm$ 10%	35	796.0		1.15	2.85	190
RLB1014-821K	820 $\pm$ 10%	35	796.0		1.00	3.10	180
RLB1014-102K	1000 $\pm$ 10%	50	252.0		0.90	4.10	160
RLB1014-122K	1200 $\pm$ 10%	50	252.0		0.80	4.70	150
RLB1014-152K	1500 $\pm$ 10%	50	252.0		0.70	5.80	130
RLB1014-182K	1800 $\pm$ 10%	50	252.0		0.60	7.40	115
RLB1014-222K	2200 $\pm$ 10%	50	252.0		0.55	8.40	110
RLB1014-272K	2700 $\pm$ 10%	50	252.0		0.50	9.60	95
RLB1014-332K	3300 $\pm$ 10%	50	252.0		0.45	10.50	80
RLB1014-392K	3900 $\pm$ 10%	50	252.0		0.40	12.00	70
RLB1014-472K	4700 $\pm$ 10%	45	252.0		0.38	14.00	65
RLB1014-562K	5600 $\pm$ 10%	45	252.0		0.36	16.00	60
RLB1014-682K	6800 $\pm$ 10%	40	252.0		0.34	18.00	55
RLB1014-822K	8200 $\pm$ 10%	40	252.0		0.32	24.50	50
RLB1014-103K	10000 $\pm$ 10%	50	79.6		0.30	32.00	45
RLB1014-123K	12000 $\pm$ 10%	50	79.6		0.28	36.00	40
RLB1014-153K	15000 $\pm$ 10%	50	79.6		0.26	48.00	35
RLB1014-183K	18000 $\pm$ 10%	45	79.6		0.24	52.00	30
RLB1014-223K	22000 $\pm$ 10%	45	79.6		0.22	58.00	28
RLB1014-273K	27000 $\pm$ 10%	45	79.6		0.20	62.00	26
RLB1014-333K	33000 $\pm$ 10%	45	79.6		0.18	90.00	24
RLB1014-393K	39000 $\pm$ 10%	40	79.6		0.17	100.00	22
RLB1014-473K	47000 $\pm$ 10%	35	79.6		0.16	150.00	20
RLB1014-563K	56000 $\pm$ 10%	35	79.6		0.15	200.00	18
RLB1014-683K	68000 $\pm$ 10%	35	79.6		0.14	220.00	16
RLB1014-823K	82000 $\pm$ 10%	30	79.6		0.12	240.00	14

Packaging: 150 pieces per bag

# RLB Series Radial Inductors

## RLB0712 Series Electrical Characteristics

BOURNS Part No.	Inductance (µH)	Q min.	Test freq. (Hz)		SRF (MHz) min.	RDC (Ω) max.	IDC (mA) max.
			L	Q			
RLB0712-100K	10 ± 10%	20	1 k	2.520 M	16.0	0.07	1100
RLB0712-120K	12 ± 10%	20	1 k	2.520 M	12.0	0.08	1000
RLB0712-150K	15 ± 10%	20	1 k	2.520 M	10.0	0.09	900
RLB0712-180K	18 ± 10%	20	1 k	2.520 M	10.0	0.10	750
RLB0712-220K	22 ± 10%	20	1 k	2.520 M	9.0	0.12	700
RLB0712-270K	27 ± 10%	20	1 k	2.520 M	8.0	0.13	650
RLB0712-330K	33 ± 10%	20	1 k	2.520 M	7.0	0.15	600
RLB0712-390K	39 ± 10%	20	1 k	2.520 M	6.0	0.16	550
RLB0712-470K	47 ± 10%	20	1 k	2.520 M	6.0	0.18	450
RLB0712-560K	56 ± 10%	20	1 k	2.520 M	5.0	0.21	400
RLB0712-680K	68 ± 10%	20	1 k	2.520 M	5.0	0.24	360
RLB0712-820K	82 ± 10%	20	1 k	2.520 M	5.0	0.35	340
RLB0712-101K	100 ± 10%	20	1 k	0.796 M	4.0	0.40	320
RLB0712-121K	120 ± 10%	20	1 k	0.796 M	4.0	0.45	300
RLB0712-151K	150 ± 10%	20	1 k	0.796 M	3.5	0.50	280
RLB0712-181K	180 ± 10%	20	1 k	0.796 M	3.0	0.75	260
RLB0712-221K	220 ± 10%	20	1 k	0.796 M	3.0	0.90	240
RLB0712-271K	270 ± 10%	20	1 k	0.796 M	2.5	1.00	220
RLB0712-331K	330 ± 10%	20	1 k	0.796 M	2.5	1.10	200
RLB0712-391K	390 ± 10%	20	1 k	0.796 M	2.0	1.20	180
RLB0712-471K	470 ± 10%	20	1 k	0.796 M	2.0	1.50	160
RLB0712-561K	560 ± 10%	20	1 k	0.796 M	2.0	1.80	150

Packaging: 400 pieces per bag

## RLB0912 Series Electrical Characteristics

BOURNS Part No.	Inductance (µH)	Q min.	Test freq. (Hz)		SRF (MHz) min.	RDC (Ω) max.	IDC (A) max.
			L	Q			
RLB0912-1R5M	1.5 ± 20%	30	1 k	7.960 M	78.0	0.008	5.4
RLB0912-2R2M	2.2 ± 20%	30	1 k	7.960 M	63.0	0.010	4.5
RLB0912-3R3M	3.3 ± 20%	30	1 k	7.960 M	50.0	0.018	3.6
RLB0912-4R7M	4.7 ± 20%	30	1 k	7.960 M	41.0	0.022	3.1
RLB0912-6R8M	6.8 ± 20%	30	1 k	7.960 M	33.0	0.028	2.5
RLB0912-100K	10.0 ± 10%	60	1 k	2.520 M	27.0	0.043	2.1
RLB0912-150K	15.0 ± 10%	50	1 k	2.520 M	21.0	0.056	1.7
RLB0912-220K	22.0 ± 10%	50	1 k	2.520 M	17.0	0.086	1.4
RLB0912-330K	33.0 ± 10%	45	1 k	2.520 M	13.0	0.140	1.1
RLB0912-470K	47.0 ± 10%	40	1 k	2.520 M	11.0	0.170	0.96
RLB0912-680K	68.0 ± 10%	35	1 k	2.520 M	9.0	0.280	0.79
RLB0912-101K	100.0 ± 10%	55	1 k	0.796 M	7.2	0.330	0.66
RLB0912-151K	150.0 ± 10%	40	1 k	0.796 M	5.7	0.560	0.53
RLB0912-221K	220.0 ± 10%	30	1 k	0.796 M	4.5	0.720	0.44
RLB0912-331K	330.0 ± 10%	25	1 k	0.796 M	3.6	1.100	0.36
RLB0912-471K	470.0 ± 10%	25	1 k	0.796 M	2.9	1.700	0.30
RLB0912-681K	680.0 ± 10%	25	1 k	0.796 M	2.3	2.300	0.25
RLB0912-102K	1000.0 ± 10%	55	1 k	0.252 M	1.9	4.300	0.20

Packaging: 300 pieces per bag; available on tape and reel - 500 pieces per reel

# RLB Series Radial Inductors

**BOURNS®**

## RLB0914 Series Electrical Characteristics

BOURNS Part No.	Inductance ( $\mu$ H)	Q min.	Test freq. (MHz)		SRF (MHz) min.	RDC ( $\Omega$ ) max.	IDC (A) max.
			L	Q			
RLB0914-3R3M	3.3 $\pm$ 20%	20	7.960		70.0	0.027	3.60
RLB0914-4R7M	4.7 $\pm$ 20%	20	7.960		50.0	0.033	3.20
RLB0914-6R8M	6.8 $\pm$ 20%	20	7.960		30.0	0.039	3.00
RLB0914-100K	10.0 $\pm$ 10%	50	2.520		20.0	0.048	2.70
RLB0914-120K	12.0 $\pm$ 10%	50	2.520		15.0	0.055	2.50
RLB0914-150K	15.0 $\pm$ 10%	50	2.520		10.0	0.060	2.40
RLB0914-180K	18.0 $\pm$ 10%	40	2.520		9.5	0.065	2.30
RLB0914-220K	22.0 $\pm$ 10%	40	2.520		9.0	0.090	1.90
RLB0914-270K	27.0 $\pm$ 10%	40	2.520		8.5	0.110	1.80
RLB0914-330K	33.0 $\pm$ 10%	40	2.520		8.0	0.120	1.70
RLB0914-390K	39.0 $\pm$ 10%	30	2.520		7.0	0.130	1.60
RLB0914-470K	47.0 $\pm$ 10%	30	2.520		6.0	0.140	1.50
RLB0914-560K	56.0 $\pm$ 10%	30	2.520		5.0	0.200	1.30
RLB0914-680K	68.0 $\pm$ 10%	30	2.520		4.5	0.210	1.20
RLB0914-820K	82.0 $\pm$ 10%	30	2.520		4.0	0.230	1.10
RLB0914-101K	100.0 $\pm$ 10%	30	0.796		3.5	0.280	1.00
RLB0914-121K	120.0 $\pm$ 10%	30	0.796		3.0	0.320	0.90
RLB0914-151K	150.0 $\pm$ 10%	30	0.796		2.8	0.370	0.80
RLB0914-181K	180.0 $\pm$ 10%	30	0.796		2.6	0.540	0.75
RLB0914-221K	220.0 $\pm$ 10%	20	0.796		2.4	0.600	0.70
RLB0914-271K	270.0 $\pm$ 10%	20	0.796		2.2	0.680	0.65
RLB0914-331K	330.0 $\pm$ 10%	20	0.796		2.0	0.760	0.60
RLB0914-391K	390.0 $\pm$ 10%	20	0.796		1.9	0.850	0.55
RLB0914-471K	470.0 $\pm$ 10%	20	0.796		1.8	1.300	0.50
RLB0914-561K	560.0 $\pm$ 10%	20	0.796		1.7	1.400	0.45
RLB0914-681K	680.0 $\pm$ 10%	20	0.796		1.6	1.600	0.40
RLB0914-821K	820.0 $\pm$ 10%	20	0.796		1.5	1.800	0.35
RLB0914-102K	1000.0 $\pm$ 10%	40	0.252		1.3	2.100	0.30

Packaging: 200 pieces per bag

# RLB Series Radial Inductors

## RLB1314 Series Electrical Characteristics

BOURNS Part No.	Inductance (μH)	Q Ref.	Test freq. (Hz)		SRF (MHz) Typ.	RDC (Ω) max.	IDC (A) max.	W Dia.	F
			L	Q					
RLB1314-3R3M	3.3 ± 20%	90	1 k	7.96 M	59.00	0.008	5.600	$\frac{0.8 \pm 0.05}{(.032 \pm .002)}$	$\frac{9.0 \pm 1.0}{(.354 \pm .04)}$
RLB1314-4R7M	4.7 ± 20%	100	1 k	7.96 M	45.00	0.009	4.700	$\frac{0.8 \pm 0.05}{(.032 \pm .002)}$	$\frac{9.0 \pm 1.0}{(.354 \pm .04)}$
RLB1314-6R8M	6.8 ± 20%	80	1 k	7.96 M	34.00	0.012	3.900	$\frac{0.7 \pm 0.05}{(.028 \pm .002)}$	$\frac{9.0 \pm 1.0}{(.354 \pm .04)}$
RLB1314-100M	10.0 ± 20%	140	1 k	2.52 M	26.00	0.015	3.200	$\frac{0.7 \pm 0.05}{(.028 \pm .002)}$	$\frac{9.0 \pm 1.0}{(.354 \pm .04)}$
RLB1314-150M	15.0 ± 20%	120	1 k	2.52 M	19.00	0.019	2.600	$\frac{0.7 \pm 0.05}{(.028 \pm .002)}$	$\frac{9.0 \pm 1.0}{(.354 \pm .04)}$
RLB1314- 220K	22.0 ± 10%	110	1 k	2.52 M	14.00	0.026	2.200	$\frac{0.7 \pm 0.05}{(.028 \pm .002)}$	$\frac{9.0 \pm 1.0}{(.354 \pm .04)}$
RLB1314-330K	33.0 ± 10%	100	1 k	2.52 M	10.00	0.045	1.800	$\frac{0.6 \pm 0.05}{(.024 \pm .002)}$	$\frac{9.0 \pm 1.0}{(.354 \pm .04)}$
RLB1314-470K	47.0 ± 10%	90	1 k	2.52 M	8.30	0.056	1.500	$\frac{0.6 \pm 0.05}{(.024 \pm .002)}$	$\frac{9.0 \pm 1.0}{(.354 \pm .04)}$
RLB1314-680K	68.0 ± 10%	80	1 k	2.52 M	6.70	0.092	1.200	$\frac{0.8 \pm 0.05}{(.032 \pm .002)}$	$\frac{7.0 \pm 0.8}{(.276 \pm .032)}$
RLB1314-101K	100.0 ± 10%	70	1 k	796 K	5.40	0.120	1.000	$\frac{0.8 \pm 0.05}{(.032 \pm .002)}$	$\frac{7.0 \pm 0.8}{(.276 \pm .032)}$
RLB1314-151K	150.0 ± 10%	70	1 k	796 K	4.30	0.200	0.820	$\frac{0.8 \pm 0.05}{(.032 \pm .002)}$	$\frac{7.0 \pm 0.8}{(.276 \pm .032)}$
RLB1314-221K	220.0 ± 10%	40	1 k	796 K	3.40	0.250	0.680	$\frac{0.8 \pm 0.05}{(.032 \pm .002)}$	$\frac{7.0 \pm 0.8}{(.276 \pm .032)}$
RLB1314-331K	330.0 ± 10%	40	1 k	796 K	2.70	0.420	0.550	$\frac{0.8 \pm 0.05}{(.032 \pm .002)}$	$\frac{7.0 \pm 0.8}{(.276 \pm .032)}$
RLB1314-471K	470.0 ± 10%	30	1 k	796 K	2.30	0.510	0.460	$\frac{0.8 \pm 0.05}{(.032 \pm .002)}$	$\frac{7.0 \pm 0.8}{(.276 \pm .032)}$
RLB1314-681K	680.0 ± 10%	30	1 k	796 K	1.90	0.790	0.380	$\frac{0.8 \pm 0.05}{(.032 \pm .002)}$	$\frac{7.0 \pm 0.8}{(.276 \pm .032)}$
RLB1314-102K	1000.0 ± 10%	40	1 k	252 K	1.60	1.300	0.310	$\frac{0.8 \pm 0.05}{(.032 \pm .002)}$	$\frac{7.0 \pm 0.8}{(.276 \pm .032)}$
RLB1314-152K	1500.0 ± 10%	30	1 k	252 K	1.30	1.700	0.250	$\frac{0.8 \pm 0.05}{(.032 \pm .002)}$	$\frac{7.0 \pm 0.8}{(.276 \pm .032)}$
RLB1314-222K	2200.0 ± 10%	60	1 k	252 K	1.10	2.900	0.210	$\frac{0.8 \pm 0.05}{(.032 \pm .002)}$	$\frac{7.0 \pm 0.8}{(.276 \pm .032)}$
RLB1314-332K	3300.0 ± 10%	50	1 k	252 K	0.90	3.700	0.170	$\frac{0.8 \pm 0.05}{(.032 \pm .002)}$	$\frac{7.0 \pm 0.8}{(.276 \pm .032)}$
RLB1314-472K	4700.0 ± 10%	50	1 k	252 K	0.76	5.600	0.140	$\frac{0.8 \pm 0.05}{(.032 \pm .002)}$	$\frac{7.0 \pm 0.8}{(.276 \pm .032)}$
RLB1314-682K	6800.0 ± 10%	60	1 k	252 K	0.65	9.400	0.120	$\frac{0.8 \pm 0.05}{(.032 \pm .002)}$	$\frac{7.0 \pm 0.8}{(.276 \pm .032)}$
RLB1314-103K	10000.0 ± 10%	80	1 k	79.6 K	0.53	12.000	0.100	$\frac{0.8 \pm 0.05}{(.032 \pm .002)}$	$\frac{7.0 \pm 0.8}{(.276 \pm .032)}$
RLB1314-153K	15000.0 ± 10%	70	1 k	79.6 K	0.41	15.000	0.082	$\frac{0.8 \pm 0.05}{(.032 \pm .002)}$	$\frac{7.0 \pm 0.8}{(.276 \pm .032)}$

DIMENSIONS ARE:  $\frac{\text{MM}}{\text{(INCHES)}}$

Packaging: RLB1314 (3R3M to 470K) = 150 pieces per bag; RLB1314 (680K to 153K) = 130 pieces per bag.