



MEAN WELL

SWITCHING POWER SUPPLY

ISO-9001 CERTIFIED MANUFACTURER

AD-55 SERIES

- .LOW COST, HIGH RELIABILITY
- .105°C OUTPUT CAPACITOR
- .INTERNATIONAL AC INPUT RANGE
- .HIGH EFFICIENCY, LOW WORKING TEMPERATURE
- .SOFT-START CIRCUIT, LIMITING AC SURGE CURRENT
- .SHORT CIRCUIT, OVERLOAD, BATTERY PROTECTED
- .COMPACT SIZE, LIGHT WEIGHT
- .100% FULL LOAD BURN-IN TEST
- .BUILT IN EMI FILTER, LOW RIPPLE NOISE

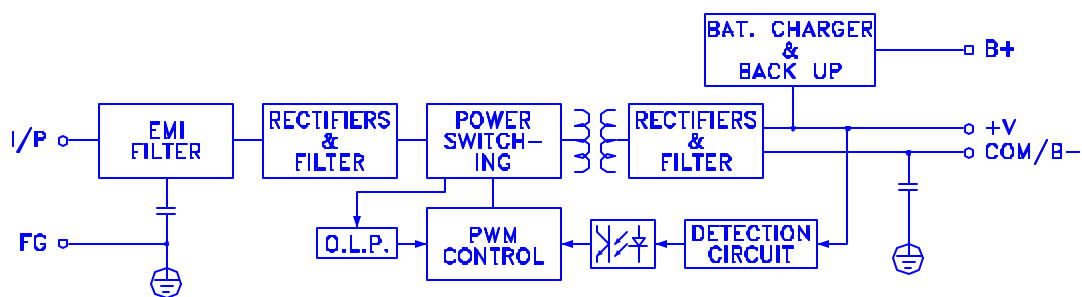


MODEL	AD-55A		AD-55B	
	CH1	CH2	CH1	CH2
DC OUTPUT VOLTAGE	13.8V	13.4V	27.6V	26.5V
OUTPUT V. TOLERANCE	±1%	-----	±1%	-----
OUTPUT RATED CURRENT	3.5A	0.23A	1.8A	0.16A
OUTPUT CURRENT RANGE	0-4A	-----	0-2A	-----
RIPPLE & NOISE	100mVp-p	-----	100mVp-p	-----
LINE REGULATION	±0.5%	-----	±0.5%	-----
LOAD REGULATION	±0.5%	-----	±0.5%	-----
DC OUTPUT POWER	51.38W		53.92W	
EFFICIENCY	71%		74%	
DC VOLTAGE ADJ.	CH1:12-14.5V		CH1:24-29V	
INPUT VOLTAGE RANGE	88~264VAC 47~63Hz; 120~370VDC			
AC CURRENT	1.6A/115V 1A/230V			
INRUSH CURRENT	COLD START 20A/115V 40A/230V			
LEAKAGE CURRENT	<1mA/240VAC			
OVERLOAD PROTECTION	105%~150% / 230VAC TYPE:PULSING-HICCUP SHUTDOWN RESET:AUTO RECOVERY			
OVER VOLTAGE PROTECTION	CH1:105%~135% TYPE:PULSE BY PULSE			
DC ALARM SIGNAL(OPTION)	AC FAIL CN1 PIN2 BATTERY LOW UNDER CHARGE VOLTAGE82.5%±2% CN1 PIN1 NORMAL 0.8V MAX. ABNORMAL 5V±0.5V			
TEMP. COEFFICIENT	±0.03% / °C (0~50°C) ON CH1 OUTPUT			
SETUP, RISE, HOLD UP TIME	1.6s, 50ms, 16ms/115VAC 800ms, 50ms, 60ms / 230VAC			
VIBRATION	10~500Hz, 2G 10min./1cycle, PERIOD FOR 60min. EACH AXES			
WITHSTAND VOLTAGE	I/P-O/P:3KVAC I/P-FG:1.5KVAC O/P-FG:0.5KVAC			
ISOLATION RESISTANCE	I/P-O/P, I/P-FG, O/P-FG:500VDC / 100M Ohms			
WORKING TEMP., HUMIDITY	-10°C~+60°C(REFER TO OUTPUT DERATING CURVE), 20%~90% RH			
STORAGE TEMP., HUMIDITY	-20°C~+85°C, 10%~95% RH			
DIMENSION	159*97*38mm CASE:901			
WEIGHT	0.57Kgs			
SAFETY STANDARDS	IEC950 REQUIREMENT (NOT APPLY FOR THE MARK) APPROVED			
EMC STANDARDS	CISPR22 (EN55022) CLASS B, EN61000-4-2,3,4,5,6,8,11,EN61000-3-2,-3 VERIFICATION			

- NOTE :
- 1.ALL PARAMETERS ARE SPECIFIED AT 230VAC INPUT, RATED LOAD, 25°C 70% RH. AMBIENT.
 - 2.TOLERANCE GINCLUDE SET UP TOLERANCE, LINE REGULATION, LOAD REGULATION.
 - 3.RIPPLE & NOISE ARE MEASURED AT 20MHz BY USING A 12" TWISTED PAIR TERMINATED WITH A 0.1uF & 47uF CAPACITOR.
 - 4.LINE REGULATION IS MEASURED FROM LOW LINE TO HIGH LINE AT RATED LOAD.
 - 5.LOAD REGULATION IS MEASURED FROM 20% TO 100% RATED LOAD, AND OTHER OUTPUT AT 60% RATED LOAD.
 - 6.EACH OUTPUT PROVIDE UP TO MAXIMUM CURRENT, BUT TOTAL LOAD CAN NOT EXCEED MAX. OUTPUT POWER.
 - 7.CH2 Bat. CHARGER VOLTAGE AT NO LOAD, RATED CURRENT AT Bat. V=11V/22V.

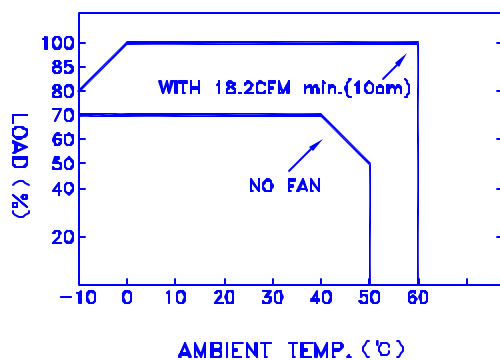
AD-55 SERIES

BLOCK DIAGRAM

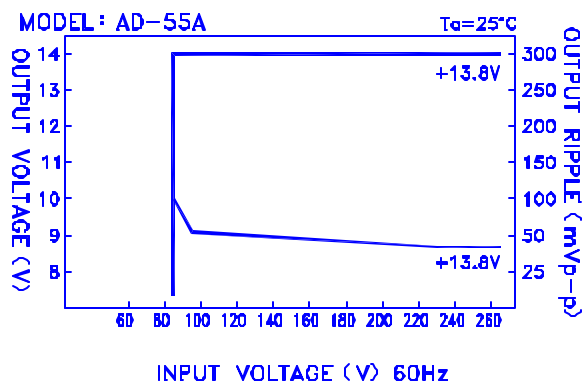


fosc : 45KHz

OUTPUT DERATING



STATIC CHARACTERISTICS



DIMENSION (mm)

- ☒ CASE : 901
- ☒ TERMINAL PIN NO. ASSIGNMENT
- ☒ PIN 1,2 : AC INPUT
- ☒ PIN 3 : FG \perp
- ☒ PIN 4 : DC OUTPUT COM
- ☒ PIN 5 : DC OUTPUT +V
- ☒ PIN 6 : BAT.+
- ☒ PIN 7 : BAT.-/COM
- ☒ PIN 8 : NC

