



MEAN WELL

SWITCHING POWER SUPPLY

ISO-9001 CERTIFIED MANUFACTURER

ADS-155 SERIES

- .LOW COST, HIGH RELIABILITY
- .105°C OUTPUT CAPACITOR
- .INTERNATIONAL AC INPUT RANGE
- .HIGH EFFICIENCY, LOW WORKING TEMPERATURE
- .SOFT-START CIRCUIT, LIMITING AC SURGE CURRENT
- .SHORT CIRCUIT, OVERLOAD, OVER VOLTAGE PROTECTED
- .COMPACT SIZE, LIGHT WEIGHT
- .100% FULL LOAD BURN-IN TEST
- .BUILT IN EMI FILTER, LOW RIPPLE NOISE



MODEL	ADS-15512		ADS-15524		ADS-15548	
	CH1	CH2	CH1	CH2	CH1	CH2
DC OUTPUT VOLTAGE	12V	5V	24V	5V	48V	5V
OUTPUT V. TOLERANCE	±2%	±3%	±1%	±3%	±1%	±5%
OUTPUT RATED CURRENT	11.5A	3A	5.8A	3A	2.9A	3A
OUTPUT CURRENT RANGE	0-12.5A	0-3A	0-6.5A	0-3A	0-3.2A	0-3A
RIPPLE & NOISE	150mVp-p	100mVp-p	150mVp-p	100mVp-p	240mVp-p	100mVp-p
LINE REGULATION	±0.5%	±0.5%	±0.5%	±0.5%	±0.5%	±0.5%
LOAD REGULATION	±1%	±2%	±0.5%	±2%	±1%	±1%
DC OUTPUT POWER	153W		154.2W		154.2W	
EFFICIENCY	77%		82%		82%	
DC VOLTAGE ADJ.	±10%	FIXED	±10%	FIXED	±10%	FIXED
INPUT VOLTAGE RANGE	88~264VAC 47~63Hz; 124~370VDC					
AC CURRENT	2.5A/115V 1.5A/230V					
INRUSH CURRENT	COLD START 20A/115V 40A/230V					
LEAKAGE CURRENT	<1mA/240VAC					
OVERLOAD PROTECTION	105%~135% TYPE:CONSTANT CURRENT LIMITING RESET:AUTO RECOVERY					
OVER VOLTAGE PROTECTION	CH1:115%~135% TYPE:SHUTDOWN					
TEMP. COEFFICIENT	±0.03% / °C (0~50°C)					
SETUP, RISE, HOLD UP TIME	2s, 90ms, 16ms/115VAC 1s, 90ms, 20ms / 230VAC					
POWER FACTOR	PF>0.92					
VIBRATION	10~500Hz, 2G 10min./1cycle, PERIOD FOR 60min. EACH AXES					
WITHSTAND VOLTAGE	I/P-O/P:3KVAC I/P-FG:1.5KVAC O/P-FG:0.5KVAC					
ISOLATION RESISTANCE	I/P-O/P, I/P-FG, O/P-FG:500VDC / 100M Ohms					
WORKING TEMP., HUMIDITY	-10°C~+60°C(REFER TO OUTPUT DERATING CURVE), 20%~90% RH					
STORAGE TEMP., HUMIDITY	-20°C~+85°C, 10%~95% RH					
DIMENSION	199*110*50mm CASE:906					
WEIGHT	1Kg					
SAFETY STANDARDS	UL1950, TUV EN60950 APPROVED					
EMC STANDARDS	CISPR22(EN55022)CLASS B,EN61000-4-2,3,4,5,6,8,11;ENV50204,EN61000-3-2,-3					

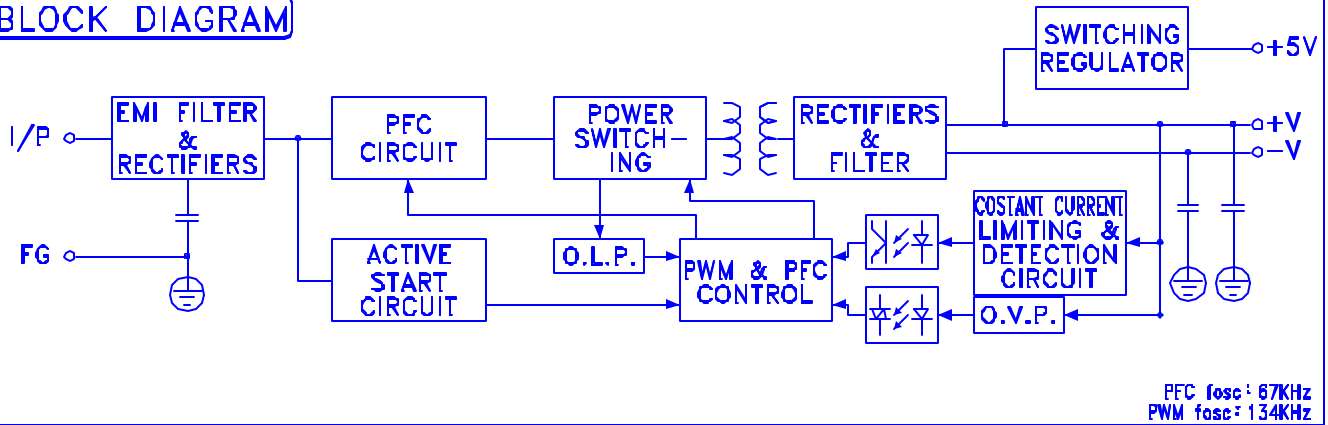
NOTE :

- 1.ALL PARAMETERS ARE SPECIFIED AT 230VAC INPUT, RATED LOAD, 25°C 70% RH. AMBIENT.
- 2.TOLERANCE GINCLUDE SET UP TOLERANCE, LINE REGULATION, LOAD REGULATION.
- 3.RIPPLE & NOISE ARE MEASURED AT 20MHz BY USING A 12" TWISTED PAIR TERMINATED WITH A 0.1uF & 47uF CAPACITOR.
- 4.LINE REGULATION IS MEASURED FROM LOW LINE TO HIGH LINE AT RATED LOAD.
- 5.LOAD REGULATION IS MEASURED FROM 20% TO 100% RATED LOAD, AND OTHER OUTPUT AT 60% RATED LOAD.
- 6.EACH OUTPUT PROVIDE UP TO MAXIMUM CURRENT, BUT TOTAL LOAD CAN NOT EXCEED MAX. OUTPUT POWER.

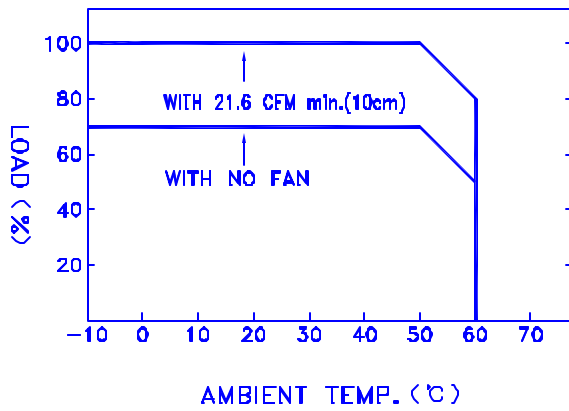
2001-07-10

ADS-155 SERIES

BLOCK DIAGRAM

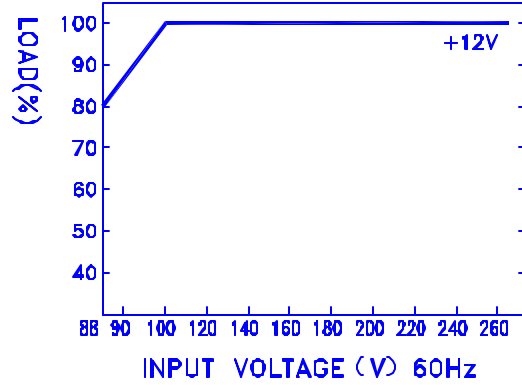


OUTPUT DERATING VS T_a



OUTPUT DERATING VS INPUT VOLTAGE

MODEL : ADS-15512



DIMENSION (mm)

- ☒ CASE : 906
- ☒ TERMINAL PIN NO. ASSIGNMENT
- ☒ PIN 1,2 : AC INPUT
- ☒ PIN 3 : FG \perp
- ☒ PIN 4 : +5V
- ☒ PIN 5 : NC
- ☒ PIN 6 : DC OUTPUT COM
- ☒ PIN 7 : DC OUTPUT COM
- ☒ PIN 8 : DC OUTPUT +V

