

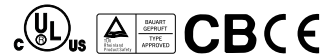


# DR-480/DRP-480

480W Single output industrial DIN RAIL with PFC function  
(PFC function for DRP-480 only)



- Built-in passive PFC function compliance to EN61000-3-2(For DRP-480)
- High efficiency 89% and low dissipation
- Protections: Short circuit/Over load/Over voltage/Over temperature
- Cooling by free air convection
- Built-in constant current limiting circuit
- Can be installed on DIN rail TS-35/7.5 or 15
- UL 508(industrial control equipment)approved
- EN61000-6-2(EN50082-2) industrial immunity level
- 100% full load burn-in test
- 3 years warranty

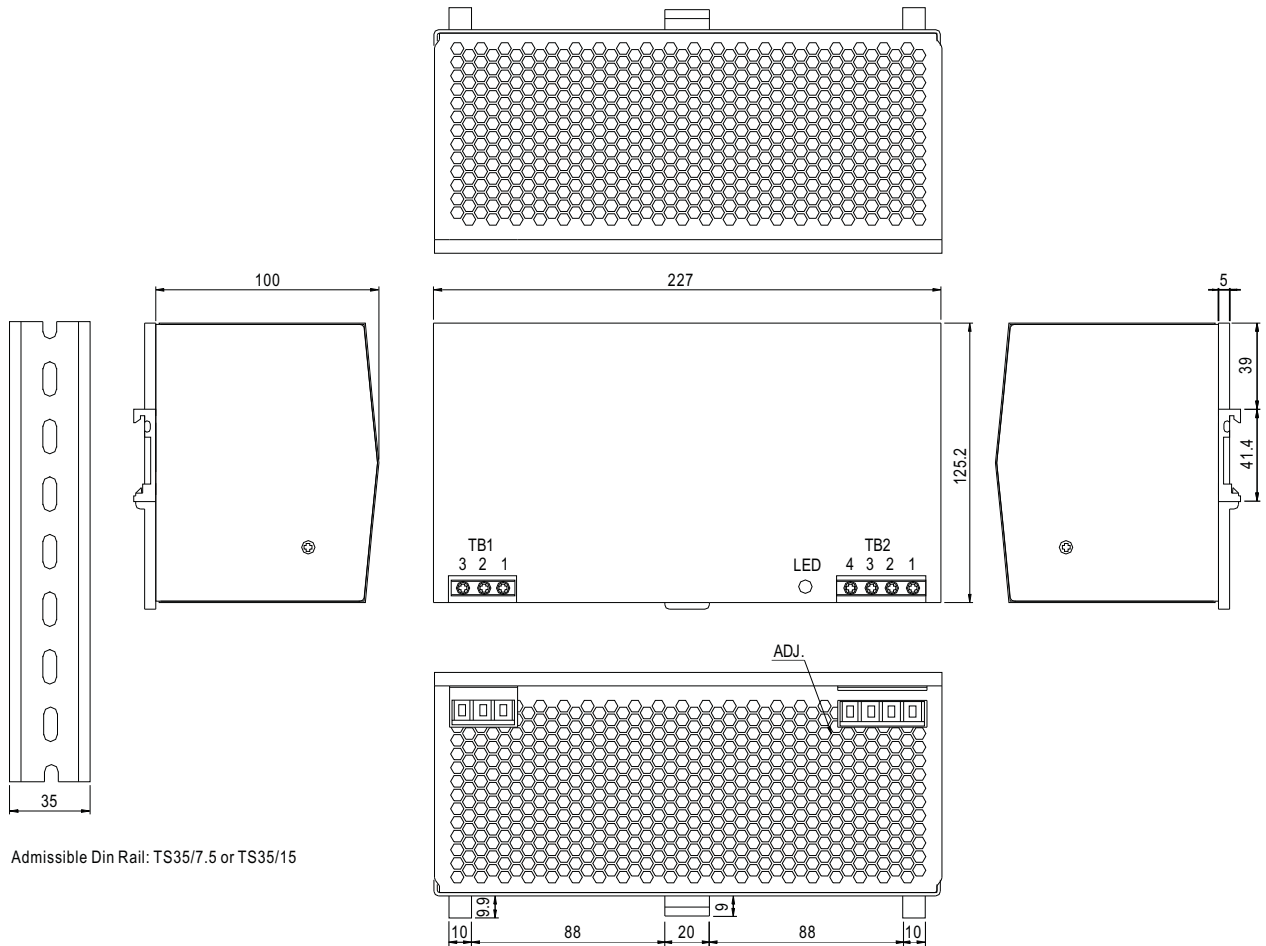


## SPECIFICATION

MODEL	DR-480-24	DRP-480-24	
OUTPUT	DC VOLTAGE	24V	24V
	RATED CURRENT	20A	20A
	CURRENT RANGE	0 ~ 20A	0 ~ 20A
	RATED POWER	480W	480W
	RIPPLE & NOISE (max.) Note.2	120mVp-p	120mVp-p
	VOLTAGE ADJ. RANGE	24 ~ 28V	24 ~ 28V
	VOLTAGE TOLERANCE Note.3	±1%	±1%
	LINE REGULATION	±0.5%	±0.5%
	LOAD REGULATION	±1%	±1%
SETUP, RISE, HOLD TIME	1200ms, 40ms, 16ms/230VAC at full load		
INPUT	VOLTAGE RANGE	180 ~ 264VAC 250 ~ 370VDC	
	FREQUENCY RANGE	47 ~ 63Hz	
	POWER FACTOR	≥ 0.7 (for DRP-480)	
	EFFICIENCY (Typ.)	89%	
	AC CURRENT	6A/230VAC	4A/230VAC
	INRUSH CURRENT (max.)	COLD START 50A/230VAC	
	LEAKAGE CURRENT	<3.5mA / 240VAC	
PROTECTION	OVER LOAD	105 ~ 150% of rate load Protection type : Constant current limiting, recovers automatically after fault condition is removed	
	OVER VOLTAGE	30 ~ 36V Protection type : Shunt down o/p voltage, re-power on to recover	
	OVER TEMPERATURE	100°C ±5°C (TSW : Detect on heatsink of power switch) Protection type : Shun down o/p voltage, recovers automatically after temperature goes down	
ENVIRONMENT	WORKING TEMP., HUMIDITY	-10 ~ +70°C (Refer to output load derating curve), 20 ~ 90% RH non-condensing	
	STORAGE TEMP., HUMIDITY	-20 ~ +85°C, 10 ~ 95% RH	
	TEMP. COEFFICIENT	±0.03%/°C (0 ~ 50°C)	
	VIBRATION	10 ~ 500Hz, 2G 10min./1cycle, 60min. each along X, Y, Z axes	
SAFETY & EMC	SAFETY STANDARDS	UL508, TUV EN60950 Approved	
	EMI CONDUCTION & RADIATION	Compliance to EN55022 (CISPR22) Class B	
	HARMONIC CURRENT	Compliance to EN61000-3-2,-3, Class D(For DRP-480)	
	EMS IMMUNITY	Compliance to EN61000-4-2,3,4,5,6,8,11, ENV50204, EN61000-6-2 (EN50082-2) Heavy industry level, criteria A	
	WITHSTAND VOLTAGE	I/P-O/P:3KVAC I/P-FG:1.5KVAC O/P-FG:0.5KVAC	
ISOLATION RESISTANCE	I/P-O/P, I/P-FG, O/P-FG:100M Ohms/500VDC		
OTHERS	MTBF	180.9Khrs min. MIL-HDBK-217F (25°C)	
	DIMENSION	227*125.2*100mm (W*H*D)	
	PACKING	2.1Kgs/pcs, 6pcs/12.6Kgs/1.75CUFT	
NOTE	<p>1. All parameters NOT specially mentioned are measured at 230VAC input, rated load and 25°C of ambient temperature.                  2. Ripple &amp; noise are measured at 20MHz of bandwidth by using a 12" twisted pair-wire terminated with a 0.1uf &amp; 47uf parallel capacitor.                  3. Tolerance : includes set up tolerance, line regulation and load regulation.</p>		

## Mechanical Specification

Case No.930 Unit:mm



Admissible Din Rail: TS35/7.5 or TS35/15

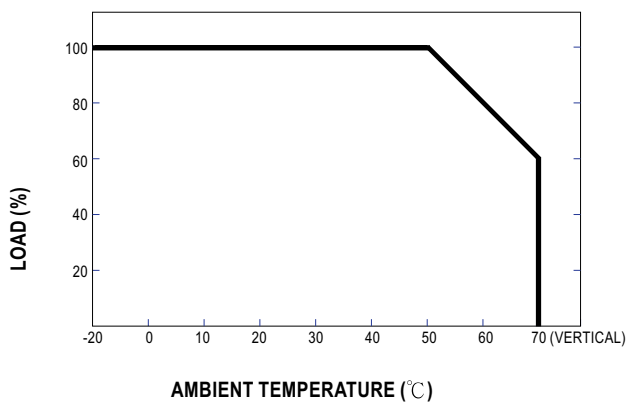
TB1 Terminal Pin. No Assignment

Pin No.	Assignment
1	AC/L
2	AC/N
3	FG $\perp$

TB2 Terminal Pin. No Assignment

Pin No.	Assignment
1,2	DC OUTPUT -V
3,4	DC OUTPUT +V

## Derating Curve



## Output Derating VS Input Voltage

