



MEAN WELL

SWITCHING POWER SUPPLY
ISO-9001 CERTIFIED MANUFACTURER

PS-25 SERIES

- .LOW COST, HIGH RELIABILITY
- .105°C OUTPUT CAPACITOR
- .INTERNATIONAL AC INPUT RANGE
- .HIGH EFFICIENCY, LOW WORKING TEMPERATURE
- .SOFT-START CIRCUIT, LIMITING AC SURGE CURRENT
- .SHORT CIRCUIT, OVERLOAD, OVER VOLTAGE PROTECTED
- .COMPACT SIZE, LIGHT WEIGHT
- .100% FULL LOAD BURN-IN TEST
- .BUILT IN EMI FILTER, LOW RIPPLE NOISE

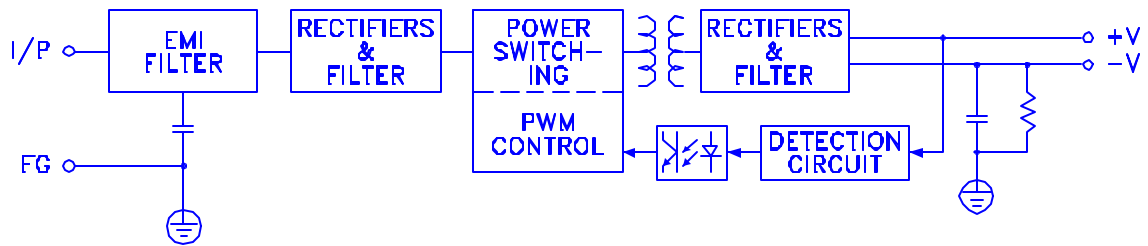


SPECIFICATION	MODEL	PS-25 -3.3	PS-25 -5	PS-25 -7.5	PS-25 -12	PS-25 -13.5	PS-25 -15	PS-25 -24	PS-25 -27	PS-25 -48
DC OUTPUT VOLTAGE		3.3V	5V	7.5V	12V	13.5V	15V	24V	27V	48V
OUTPUT V. TOLERANCE		±3%	±2%	±2%	±2%	±2%	±2%	±2%	±2%	±2%
OUTPUT RATED CURRENT		5A	5A	3.3A	2.1A	1.9A	1.7A	1A	0.9A	0.5A
OUTPUT CURRENT RANGE		0-5A	0-5A	0-3.3A	0-2.1A	0-1.9A	0-1.7A	0-1A	0-0.9A	0-0.5A
RIPPLE & NOISE (Vp-p)		80m	80m	80m	100m	100m	100m	240m	240m	350m
LINE REGULATION		±0.5%	±0.5%	±0.5%	±0.3%	±0.3%	±0.3%	±0.2%	±0.2%	±0.2%
LOAD REGULATION		±2.5%	±2%	±2%	±1%	±1%	±1%	±0.5%	±0.5%	±0.5%
DC OUTPUT POWER		16.5W	25W	24.8W	25.2W	25.7W	25.5W	24W	24.3W	24W
EFFICIENCY		66%	74%	76%	78%	78%	78%	79%	79%	79%
DC VOLTAGE ADJ.		-----								
INPUT VOLTAGE RANGE		85~264VAC 47~63Hz; 120~370VDC								
AC CURRENT		0.65A/115V 0.4A/230V								
INRUSH CURRENT		COLD START 40A								
LEAKAGE CURRENT		<0.5mA/240VAC								
OVERLOAD PROTECTION		ABOVE 105% TYPE:PULSING HICCUP SHUTDOWN RESET:AUTO RECOVERY								
OVER VOLTAGE PROTECTION		115%~135%								
OVER TEMP. PROTECTION		U1 Tj 135°C TYPICALLY POWER SHUTDOWN								
TEMP. COEFFICIENT		±0.03% / °C (0~50°C)								
SETUP, RISE, HOLD UP TIME		200ms, 30ms, 17ms/115VAC 200ms, 20ms, 80ms / 230VAC								
VIBRATION		10~500Hz, 2G 10min./1cycle, PERIOD FOR 60min. EACH AXES								
WITHSTAND VOLTAGE		I/P-O/P:3KVAC I/P-FG:1.5KVAC O/P-FG:0.5KVAC								
ISOLATION RESISTANCE		I/P-O/P, I/P-FG:500VDC / 100M Ohms								
WORKING TEMP., HUMIDITY		-10°C~+60°C(REFER TO OUTPUT DERATING CURVE), 20%~90% RH								
STORAGE TEMP., HUMIDITY		-20°C~+85°C, 10%~95% RH								
DIMENSION		107*61*30mm								
WEIGHT		0.15Kgs								
SAFETY STANDARDS		UL1950, TUV EN60950 APPROVED								
EMC STANDARDS		CISPR22 (EN55022), IEC1000-4-2,3,4,5 IEC1000-3-2,3 VERIFICATION								

NOTE : 1.ALL PARAMETERS ARE SPECIFIED AT 230VAC INPUT, RATED LOAD, 25°C 70% RH. AMBIENT.
2.RIPPLE & NOISE ARE MEASURED AT 20MHz BY USING A 12" TWISTED PAIR TERMINATED WITH A 0.1uF & 47uF CAPACITOR.
3.LINE REGULATION IS MEASURED FROM LOW LINE TO HIGH LINE AT RATED LOAD.

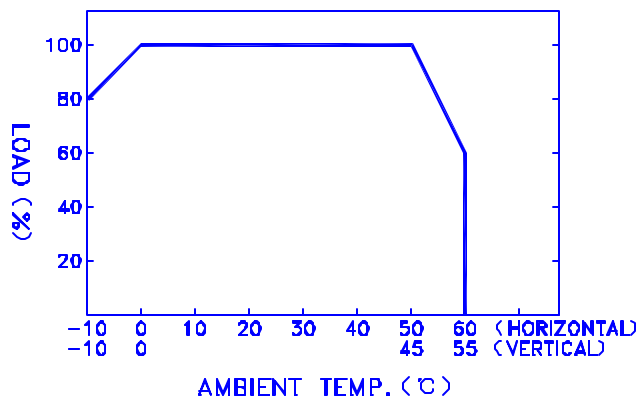
2002-03-05

BLOCK DIAGRAM

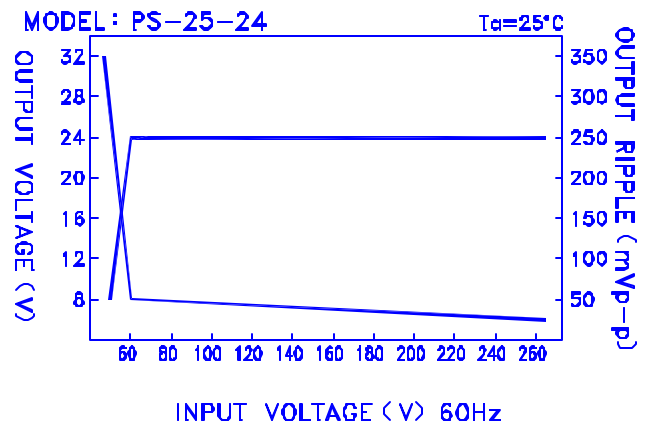


$f_{osc} = 100\text{KHz}$

OUTPUT DERATING



STATIC CHARACTERISTICS



DIMENSION: mm[inch]

☒ TERMINAL PIN NO. ASSIGNMENT

- ☒ CN1 : MOLEX 41791-03
PIN 1,3 : AC INPUT
- ☒ CN2 : MOLEX 41791-04
PIN 1,2 : DC OUTPUT +V
PIN 3,4 : DC OUTPUT -V

☒ MATING CONNECTORS

- ☒ CN1,2 MATING CONNECTOR TYPE
MOLEX 2139 AND 3069 SERIES
OR EQUIVALENT WITH MOLEX
2478 AND 2578 OR EQUIVALENT
CRIMP TERMINALS.

