



MEAN WELL

SWITCHING POWER SUPPLY
ISO-9001 CERTIFIED MANUFACTURER

PT-65 SERIES

- .LOW COST, HIGH RELIABILITY
- .105°C OUTPUT CAPACITOR
- .INTERNATIONAL AC INPUT RANGE
- .HIGH EFFICIENCY, LOW WORKING TEMPERATURE
- .SOFT-START CIRCUIT, LIMITING AC SURGE CURRENT
- .SHORT CIRCUIT, OVERLOAD, OVER VOLTAGE PROTECTED
- .COMPACT SIZE, LIGHT WEIGHT
- .100% FULL LOAD BURN-IN TEST
- .BUILT IN EMI FILTER, LOW RIPPLE NOISE



MODEL	PT-65A			PT-65B			PT-65C		
	CH1	CH2	CH3	CH1	CH2	CH3	CH1	CH2	CH3
DC OUTPUT VOLTAGE	5V	12V	-5V	5V	12V	-12V	5V	15V	-15V
OUTPUT V. TOLERANCE	±4%	±7%	±5%	±4%	±7%	±5%	±4%	±7%	±5%
OUTPUT RATED CURRENT	5.5A	2.5A	0.5A	5.5A	2.5A	0.5A	5.5A	2A	0.5A
OUTPUT MIN. RANGE	0.4A	0.2A	0A	0.4A	0.2A	0A	0.4A	0.2A	0A
OUTPUT MAX. RANGE	7A	3.2A	0.7A	7A	3.2A	0.7A	7A	2.6A	0.7A
RIPPLE & NOISE	50mV	120mV	50mV	50mV	120mV	100mV	50mV	120mV	100mV
LINE REGULATION	±1%	±2%	±1%	±1%	±2%	±1%	±1%	±2%	±1%
LOAD REGULATION	±3%	±4%	±1%	±3%	±4%	±1%	±3%	±4%	±1%
RATED OUTPUT POWER	60W			63.5W			65W		
MAXIMUM OUTPUT POWER	RATED OUTPUT POWER FOR CONVECTION ; 72W WITH 18 CFM MIN. FORCED AIR								
EFFICIENCY	76%			77%			77%		
DC VOLTAGE ADJ.	CH1:+10,-5%			CH1:+10,-5%			CH1:+10,-5%		
INPUT VOLTAGE RANGE	90~264VAC 47~440Hz ; 120~370VDC								
AC CURRENT	1.5A/115V 0.9A/230V								
INRUSH CURRENT	COLD START 20A/115V 40A/230V								
LEAKAGE CURRENT	<0.5mA								
OVERLOAD PROTECTION	73~95W TYPE:PULSING HICCUP SHUTDOWN RESET:AUTO RECOVERY								
OVER VOLTAGE PROTECTION	5.75~6.75VDC ON CH1								
TEMP. COEFFICIENT	±0.04% / °C (0~50°C) ON +5V OUTPUT								
SETUP,RISE,HOLD UP TIME	800ms, 20ms, 20ms								
VIBRATION	10~500Hz, 2G 3AXES 10min. / 1cycle (1 HOUR / EACH AXES)								
WITHSTAND VOLTAGE	I/P-O/P:3KVAC I/P-FG:1.5KVAC O/P-FG:0.5KVAC 1min.								
ISOLATION RESISTANCE	I/P-O/P,I/P-FG,O/P-FG:500VDC / 100M Ohms								
WORKING TEMP., HUMIDITY	-10°C~+60°C(REFER TO OUTPUT DERATING CURVE), 20%~90% RH								
STORAGE TEMP., HUMIDITY	-20°C~+85°C, 10%~95% RH								
DIMENSION	127*76.2*42mm (L*W*H) PCB ONLY								
WEIGHT	0.28Kgs								
SAFETY STANDARDS	UL1950,TUV EN60950 APPROVED								
EMC STANDARDS	CISPR22(EN55022),IEC1000-4-2,3,4,5 IEC1000-3-2,3 VERIFICATION								

- NOTE :
1. ALL PARAMETERS ARE SPECIFIED AT 230VAC INPUT, RATED LOAD, 25°C 70% RH. AMBIENT.
 2. TOLERANCE INCLUDE SET UP TOLERANCE, LINE REGULATION, LOAD REGULATION.
 3. RIPPLE & NOISE ARE MEASURED AT 20MHz BY USING A 12" TWISTED PAIR TERMINATED WITH A 0.1uF & 47uF CAPACITOR.
 4. LINE REGULATION IS MEASURED FROM LOW LINE TO HIGH LINE AT RATED LOAD.
 5. OUTPUT PROVIDE UP TO MAXIMUM CURRENT, BUT RELATED TO MAXIMUM OUTPUT POWER.
 6. MOUNTING HOLES M1 AND M2 SHOULD BE GROUNDED FOR EMI PURPOSES.

2002-04-29

[NEXT \(MECHANICAL INFO\)](#)



MEAN WELL

SWITCHING POWER SUPPLY

ISO-9001 CERTIFIED MANUFACTURER

PT-65D

- .LOW COST, HIGH RELIABILITY
- .105°C OUTPUT CAPACITOR
- .INTERNATIONAL AC INPUT RANGE
- .HIGH EFFICIENCY, LOW WORKING TEMPERATURE
- .SOFT-START CIRCUIT, LIMITING AC SURGE CURRENT
- .SHORT CIRCUIT, OVERLOAD, OVER VOLTAGE PROTECTED
- .COMPACT SIZE, LIGHT WEIGHT
- .100% FULL LOAD BURN-IN TEST
- .BUILT IN EMI FILTER, LOW RIPPLE NOISE

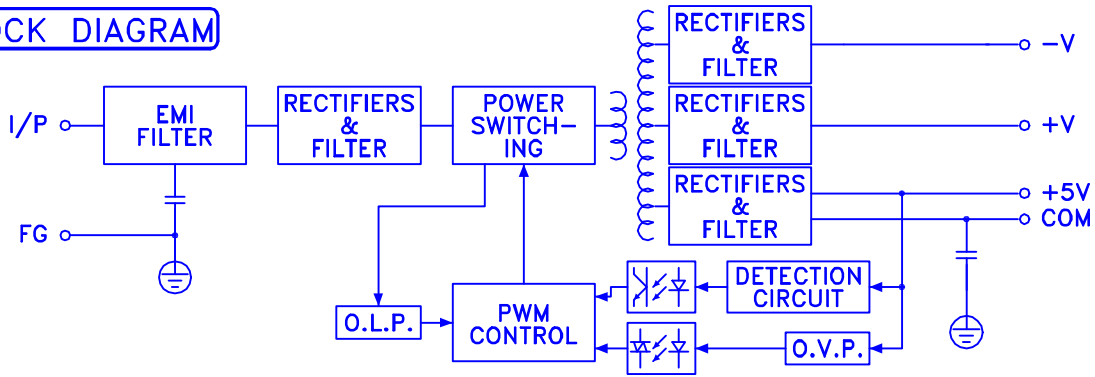


SPECIFICATION	MODEL	PT-65D		
		CH1	CH2	CH3
DC OUTPUT VOLTAGE		5V	12V	24V
OUTPUT V. TOLERANCE		±4%	±6%	±6%
OUTPUT RATED CURRENT		4A	2A	1A
OUTPUT CURRENT RANGE		0.5A-5A	0.2A-4A	0.2A-1.3A
RIPPLE & NOISE		50mV	100mV	200mV
LINE REGULATION		±1%	±2%	±3%
LOAD REGULATION		±2%	±5%	±5%
RATED OUTPUT POWER		68W		
MAXIMUM OUTPUT POWER		RATED OUTPUT POWER FOR CONVECTION ; 72W WITH 18 CFM MIN. FORCED AIR		
EFFICIENCY		79%		
DC VOLTAGE ADJ.		CH1:+10, -5%		
INPUT VOLTAGE RANGE		90-264VAC 47-440Hz ; 120-370VDC		
AC CURRENT		1.5A/115V 0.9A/230V		
INRUSH CURRENT		COLD START 20A/115V 40A/230V		
LEAKAGE CURRENT		<0.5mA		
OVERLOAD PROTECTION		110-145% TYPE:PULSING HICCUP SHUTDOWN RESET:AUTO RECOVERY		
OVER VOLTAGE PROTECTION		5.75-6.75VDC ON CH1		
TEMP. COEFFICIENT		±0.04% / °C (0-50°C) ON +5V OUTPUT		
SETUP,RISE,HOLD UP TIME		800ms, 30ms, 20ms		
VIBRATION		10-500Hz, 2G 3AXES 10min. / 1cycle (1 HOUR / EACH AXES)		
WITHSTAND VOLTAGE		I/P-O/P:3KVAC I/P-FG:1.5KVAC O/P-FG:0.5KVAC 1min.		
ISOLATION RESISTANCE		I/P-O/P,I/P-FG,O/P-FG:500VDC / 100M Ohms		
WORKING TEMP., HUMIDITY		-10°C~+60°C(REFER TO OUTPUT DERATING CURVE), 20%-90% RH		
STORAGE TEMP., HUMIDITY		-20°C~+85°C, 10%~95% RH		
DIMENSION		127*76.2*42mm (L*W*H) PCB ONLY		
WEIGHT		0.28Kgs		
SAFETY STANDARDS		UL1950,TUV EN60950 APPROVED		
EMC STANDARDS		EN55022 CLASS B, EN61000-3-2,3, EN61000-4-2,3,4,5 VERIFICATION		

- NOTE:
- 1.ALL PARAMETERS ARE SPECIFIED AT 230VAC INPUT, RATED LOAD, 25°C 70% RH. AMBIENT.
 - 2.TOLERANCE : INCLUDE SET UP TOLERANCE, LINE REGULATION, LOAD REGULATION.
 - 3.RIPPLE & NOISE ARE MEASURED AT 20MHz BY USING A 12" TWISTED PAIR TERMINATED WITH A 0.1µF & 47µF CAPACITOR.
 - 4.LINE REGULATION IS MEASURED FROM LOW LINE TO HIGH LINE AT RATED LOAD.
 - 5.OUTPUT PROVIDE UP TO MAXIMUM CURRENT, BUT RELATED TO MAXIMUM OUTPUT POWER.
 - 6.MOUNTING HOLES M1 AND M2 SHOULD BE GROUNDED FOR EMI PURPOSES.

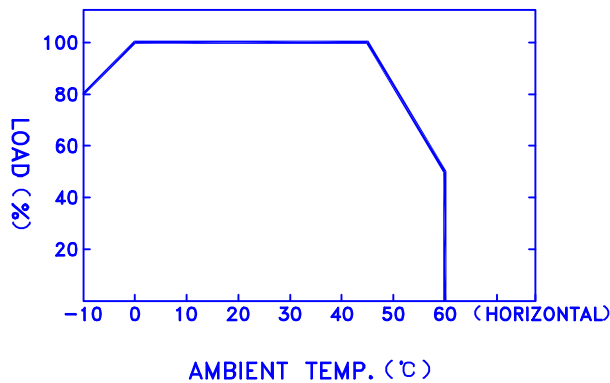
PT-65 SERIES

BLOCK DIAGRAM

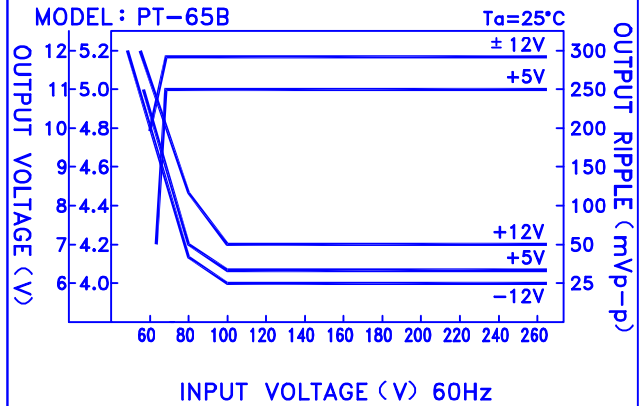


fosc : 65KHz

OUTPUT DERATING



STATIC CHARACTERISTICS



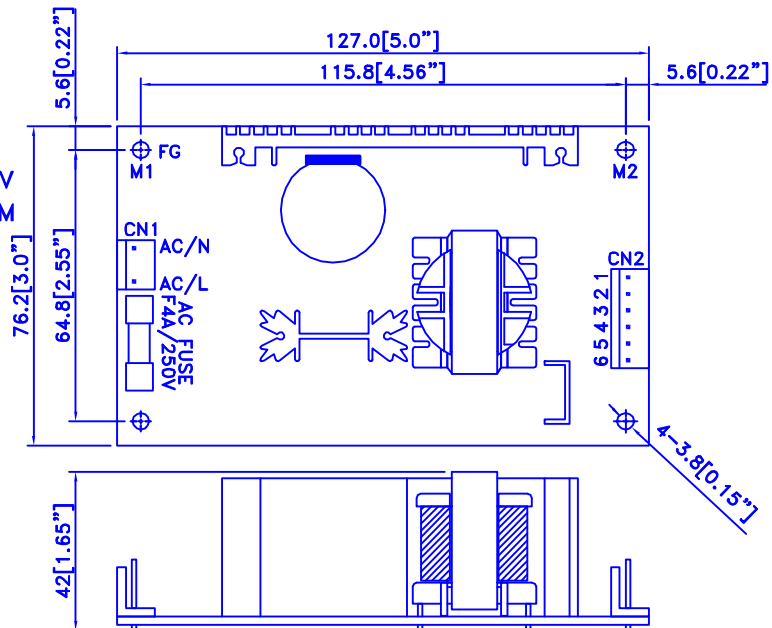
DIMENSION (mm)

☒ TERMINAL PIN NO. ASSIGNMENT

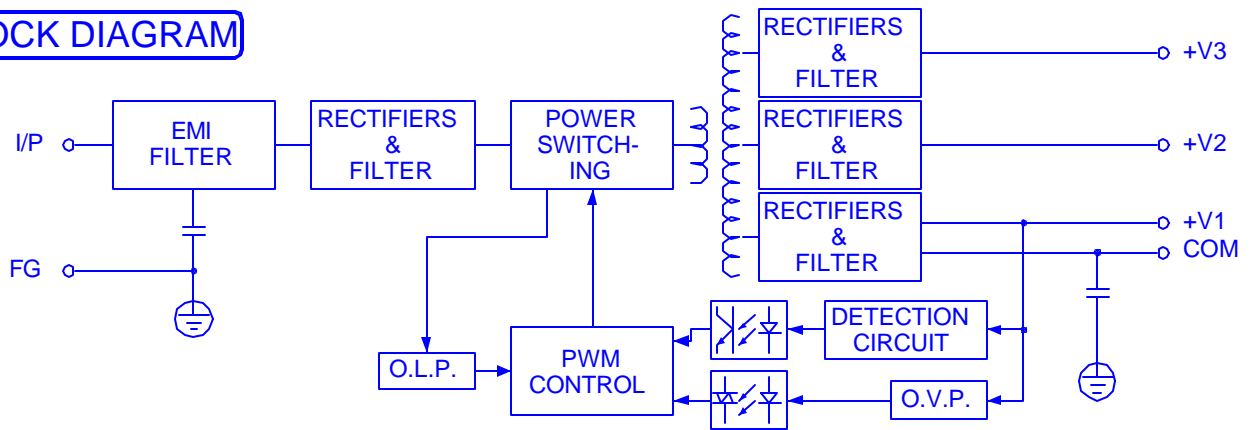
- ☒ CN1 : MOLEX 5277-02
PIN 1,2 : AC INPUT
- ☒ CN2 : MOLEX 5273-06
 - ☒ PIN 1 : DC OUTPUT +V
 - ☒ PIN 2,3 : DC OUTPUT +5V
 - ☒ PIN 4,5 : DC OUTPUT COM
 - ☒ PIN 6 : DC OUTPUT -V

☒ MATING CONNECTORS

- ☒ CN1,2 MATING CONNECTOR TYPE MOLEX 5195 AND 5239 SERIES OR EQUIVALENT WITH MOLEX 5194 AND 5225 OR EQUIVALENT CRIMP TERMINALS.

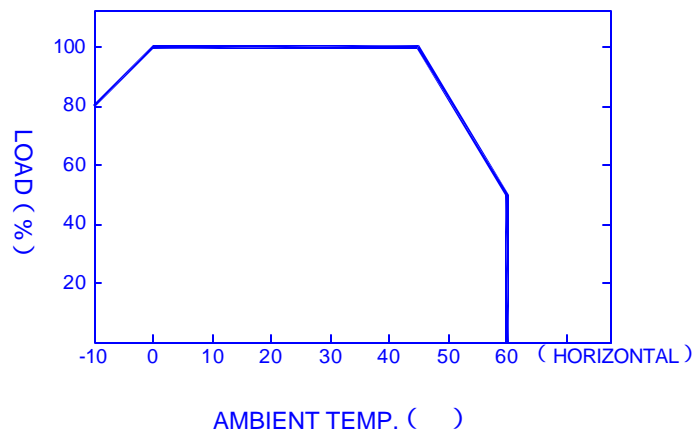


BLOCK DIAGRAM



fosc : 65KHz

OUTPUT DERATING



DIMENSION (mm)

☒ **TERMINAL PIN NO. ASSIGNMENT**

- ☒ CN1 : MOLEX 5277-02
- ☒ PIN 1,2 : AC INPUT
- ☒ CN2 : MOLEX 5273-06
- ☒ PIN 1 : DC OUTPUT +V2(12V)
- ☒ PIN 2 : DC OUTPUT +V1(5V)
- ☒ PIN 3,4,5 : DC OUTPUT COM
- ☒ PIN 6 : DC OUTPUT +V3(24V)

☒ **MATING CONNECTORS**

- ☒ CN1,2 MATING CONNECTOR TYPE MOLEX 5195 AND 5239 SERIES OR EQUIVALENT WITH MOLEX 5194 AND 5225 OR EQUIVALENT CRIMP TERMINALS

