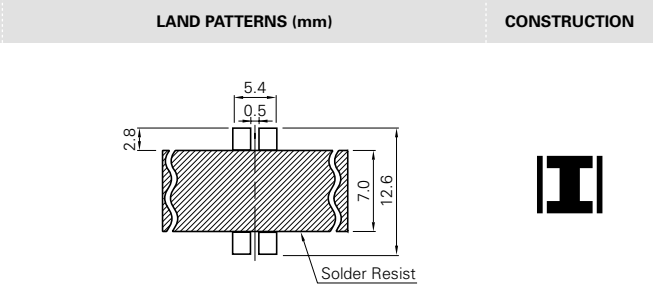
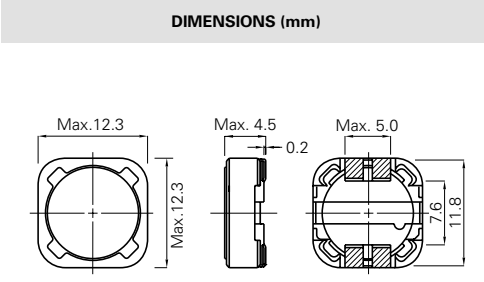


CDRH124



(3.9μH - 330μH)

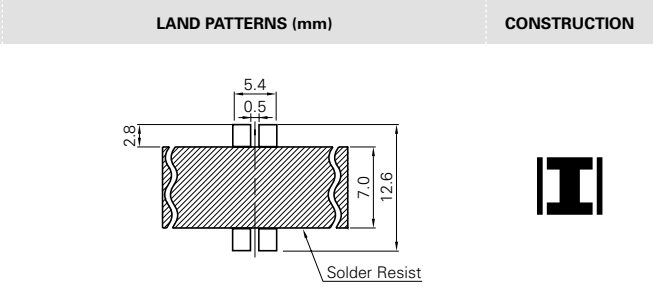
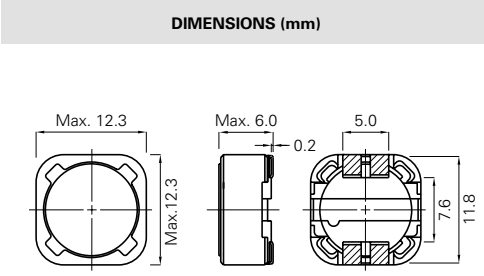


* In order to prevent short-circuiting, a solder resist is recommended.

CDRH125



(1.3μH - 1.0mH)

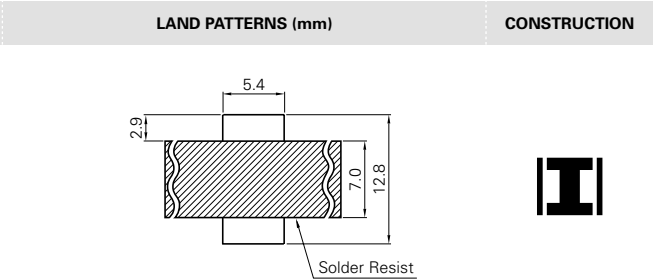
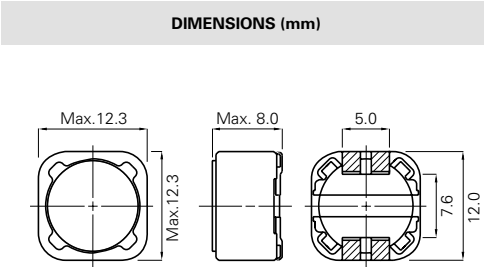


* In order to prevent short-circuiting, a solder resist is recommended.

CDRH127



(1.2μH - 1.0mH)

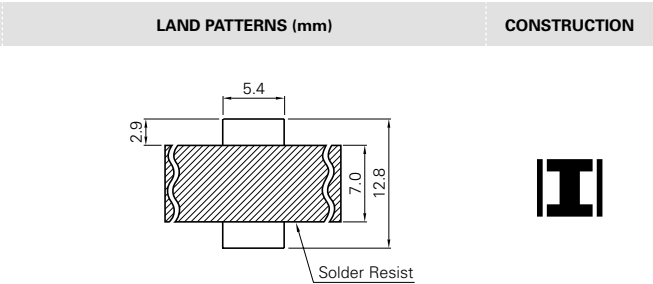
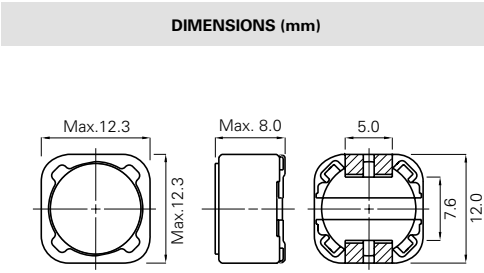


* In order to prevent short-circuiting, a solder resist is recommended.

CDRH127/LD



(1.0μH - 1.0mH)



* In order to prevent short-circuiting, a solder resist is recommended.

TYPE : CDRH124, CDRH125, CDRH127, CDRH127/LD

Parts No.	L (H)	CDRH124		CDRH125		CDRH127		CDRH127/LD	
		D.C.R.(Ω) : Max.	Rated Current (A) *1	D.C.R.(Ω) : Max.(Typ.)	Rated Current (A) *1	D.C.R.(Ω) : Max.	Rated Current (A) *1	D.C.R.(Ω) : Max.(Typ.)	Rated Current (A) *1
1R0	1.0μ							6.5m(5.0m)	14.0
1R2	1.2μ					7.0m(5.2m)	9.80		
1R3	1.3μ			12m(9m)	8.00				
2R1	2.1μ			14m(11m)	7.00				
2R4	2.4μ					11.5m(8.5m)	8.00	10.5m(8.1m)	10.3
3R1	3.1μ			17m(13m)	6.00				
3R5	3.5μ					13.5m(10.0m)	7.50	12.4m(9.5m)	9.30
3R9	3.9μ	15m	6.50						
4R4	4.4μ			20m(16m)	5.00				
4R6	4.6μ							13.8m(10.6m)	9.10
4R7	4.7μ	18m	5.70			15.8m(11.7m)	6.80		
5R8	5.8μ			21m(17m)	4.40			16.2m(12.4m)	8.60
6R1	6.1μ					17.6m(13.0m)	6.60		
6R8	6.8μ	23m	4.90						
7R4	7.4μ							17.7m(13.6m)	7.40
7R5	7.5μ			24m(19m)	4.20				
7R6	7.6μ					20.0m(15.0m)	5.90		
8R2	8.2μ	26m	4.60						
100	10μ	28m	4.50	25m(19m)	4.00	21.6m(16.0m)	5.40	19.5m(15.0m)	6.70
120	12μ	38m	4.00	27m(21m)	3.50	24.3m(18.0m)	4.90	21.3m(16.4m)	6.45
150	15μ	50m	3.20	30m(23m)	3.30	27.0m(20.0m)	4.50	26.4m(20.3m)	5.65
180	18μ	57m	3.10	34m(26m)	3.00	39.2m(29.0m)	3.90	28.0m(21.5m)	5.10
220	22μ	66m	2.90	36m(28m)	2.80	43.2m(32.0m)	3.60	36.4m(28.0m)	4.70
270	27μ	80m	2.80	51m(39m)	2.30	45.9m(34.0m)	3.40	41.6m(32.0m)	4.20
330	33μ	97m	2.70	57m(44m)	2.10	64.8m(48.0m)	3.00	53.3m(41.0m)	3.90
390	39μ	132m	2.10	68m(52m)	2.00	72.9m(54.0m)	2.75	60.5m(46.5m)	3.50
470	47μ	150m	1.90	75m(58m)	1.80	100m(76.0m)	2.50	78.0m(60.0m)	3.25
560	56μ	190m	1.80	110m(84m)	1.70	110m(83.0m)	2.35	90.0m(69.0m)	2.90
680	68μ	220m	1.50	120m(93m)	1.50	140m(100m)	2.10	120m(92.0m)	2.60
820	82μ	260m	1.30	140m(110m)	1.40	160m(120m)	1.95	119m(91.0m)	2.40
101	100μ	308m	1.20	160m(120m)	1.30	220m(170m)	1.70	151m(119m)	2.10
121	120μ	380m	1.10	170m(130m)	1.10	250m(180m)	1.60	169m(130m)	1.90
151	150μ	530m	950m	230m(180m)	1.00	280m(210m)	1.42	227m(174m)	1.80
181	180μ	620m	850m	290m(220m)	900m	350m(260m)	1.30	299m(230m)	1.55
221	220μ	700m	800m	400m(310m)	800m	390m(290m)	1.16	338m(260m)	1.45
271	270μ	870m	600m	460m(350m)	750m	560m(420m)	1.06	419m(322m)	1.30
331	330μ	990m	500m	510m(390m)	680m	640m(470m)	950m	471m(362m)	1.20
391	390μ			690m(530m)	650m	700m(520m)	880m	572m(440m)	1.10
471	470μ			770m(590m)	580m	980m(730m)	790m	741m(570m)	1.00
561	560μ			860m(660m)	540m	1.07(790m)	730m	852m(655m)	950m
681	680μ			1.20(920m)	480m	1.46(1.12)	670m	1.13(870m)	850m
821	820μ			1.34(1.03)	430m	1.64(1.26)	600m	1.24(950m)	750m
102	1.0m			1.53(1.18)	400m	1.82(1.40)	550m	1.50(1.15)	700m

Measuring Freq. (L)

CDRH124	100kHz
CDRH125	1.3μH - 7.5μH (7.96MHz), 10μH - 1.0mH (1kHz)
CDRH127	1.2μH - 7.6μH (100kHz), 10μH - 1.0mH (1kHz)
CDRH127/LD	1.0μH - 7.4μH (100kHz), 10μH - 1.0mH (1kHz)

Tolerance of Inductance

CDRH124	3.9μH - 330μH ± 20% (M)
CDRH125	1.3μH - 7.5μH + 30% (N) / - 20% (M), 10μH - 1.0mH ± 20% (M)
CDRH127	1.2μH - 7.6μH + 40% (N) / - 20% (M), 10μH - 1.0mH ± 20% (M)
CDRH127/LD	1.0μH - 7.4μH ± 30% (N), 10μH - 1.0mH ± 20% (M)

Rated Current

*1 It is either the inductance is 25% lower than its nominal value in D.C. saturation characteristics or temperature raise becomes $\Delta T=40^{\circ}\text{C}$ ($T_a=20^{\circ}\text{C}$), whichever is lower.

About Lead-free products

- Lead-free products are now available for sale
 - To order a lead-free product, please add "NP" after the product type
- e.g. Ordering code of lead product : Type name- $\triangle\triangle\triangle\circ\times$
Ordering code of lead-free product : Type name NP $\triangle\triangle\triangle\circ\times$

Ordering Code

CDRH124 - $\triangle\triangle\triangle\circ\times$

\triangle : Parts No. \circ : Tolerance of inductance \times : Packing
M (20%) C (Carrier tape)
N (30%) B (Box)
N (40%)